



Made in Italy

 PATENTED

LOGICPRESS

PRESSURE FLOW SWITCH DEVICE WITH AUTOMATIC REARMS

Can be energized with either 115 Vac or 230 Vac.

Starts and stops the pump depending on opening and closing of the outlets.

Stops the pump in case of water shortage and protects it from dry running.

Equipped with automatic restarts in case of failure and anti-jamming function.

Can be installed on surface and submersible pumps.

No need for an expansion tank, check valve, filter or fittings.





Maintenance free.

TECHNICAL FEATURES

	LOGICPRESS
Single-phase mains voltage	115/230 Vac
Acceptable voltage fluctuation	+/- 10%
Frequency	50/60 Hz
Current max	10 A
Power max at 115V	0,75 kW (1 HP)
Power max at 230V	1,5 kW (2 HP)
Protection degree	IP 65
Operating pressure max	12 bar
Operating temperature max	65 °C
Minimum flow	~1 l/min
Male connections	Gc 1"

CONTROL PANEL

SIGNALING OF THE WORKING PHASES AND ANOMALIES

	POWER ON Green LED on	Device energized
	PUMP ON Yellow LED on	Pump running
	FAILURE Red LED blinking	Water shortage
	RESTART Button	Reset after failure

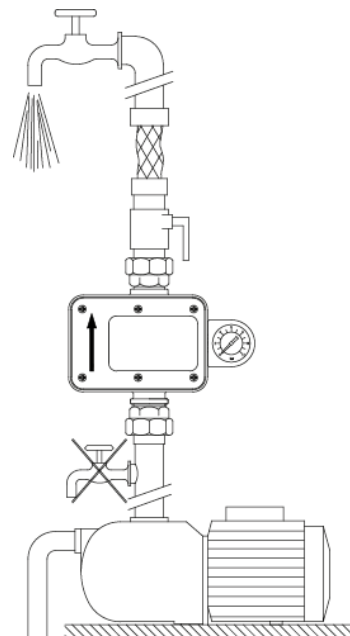
INSTALLATION AND STARTUP

The device can be installed directly on the pump or between the pump and the first tap.

Make all the electrical connections and energize.




From now on, the device will turn the pump on and off depending on the opening and closing of the tap.

In case of a temporary blackout, the device will automatically rearm once the electricity returns.



SELECTION OF THE DEVICE WITH THE CORRECT RESTART VALUE

Refer to the following table to choose the device with the correct restart value suitable to the characteristics of the system. Standard restart value is 1,5 bar. On request, restart values different from the standard are available as indicated in the table.

 RESTART PRESSURE	0,8 bar	1,2 bar	1,5 bar	2,2 bar	3 bar
 FLOORS NUMBER	2	4	5	7	10
 BUILDING HEIGHT (H)	8 mt	12 mtv	15 mt	22 mt	30 mt
 MAX PUMP PRESSURE	min 2 bar	min 2,5 bar	min 3 bar	min 3,5 bar	min 4,5 bar

AUTOMATIC RESTARTS

In case of stopping due to a water shortage, the device will automatically make 10 double attempts to rearm over the 24 hours following the failure, each lasting approximately 5 seconds to allow the pump and the system to reload if possible. The user can try to rearm the device at any time by pressing the Restart button.

ANTI-JAMMING FUNCTION

If for any reason the pump remains idle for 24 consecutive hours, the device will start the pump for about 5 seconds.

OPTIONALS

- Blue/orange version (see picture), other colors on demand.
- Manometer (0-12 bar range) factory mounted or supplied separately.
- GasOil version, suitable for use with petroleum and other chemicals.

